

Virtual STEAM Lecture - Instructions

Please use the following information to ensure you are able to join the Exo-Planets: Famous Firsts, Boisterous Births, and Destructive Deaths lecture with Dr Dimitri Veras

Click here to join: [Exo-Planets: Famous Firsts, Boisterous Births, and Destructive Deaths lecture with Dr Dimitri Veras](#)

1. What will you need?

Please note you **DO NOT** need to be signed into Teams to access the lecture. You are able to join as a guest.

To join the lecture the following are required:

- A device (PC/laptop/Mac/ Chromebook/tablet/smartphone) with internet access
- A microphone (and camera) if you want to ask questions. *Phones, tablets and laptops will have these built in.*
- The link to the meeting - [Click here to join](#)
- Access to Teams – please see device specific details below:

On a PC/Laptop/Mac

- You can access the meeting through the browser (Google Chrome or Edge only)
- For the best experience, please download and install the Teams app from <https://products.office.com/en-gb/microsoft-teams/download-app>

On an iPhone or iPad

- You must have the Teams app for iOS downloaded on the device. You can search for Microsoft Teams in the App Store or click this link on the device: <https://apps.apple.com/gb/app/microsoft-teams/id1113153706>
- You do not need to sign into the Teams app
- Click the link to the meeting and select the option to join via the Teams app

On an Android phone or tablet

- You must have the Teams app for Android downloaded on the device. You can search for Microsoft Teams in the Play Store or click this link on the device: https://play.google.com/store/apps/details?id=com.microsoft.teams&hl=en_GB
- You do not need to sign into the Teams app
- Click the link to the meeting and select the option to join via the Teams app

On a Chromebook

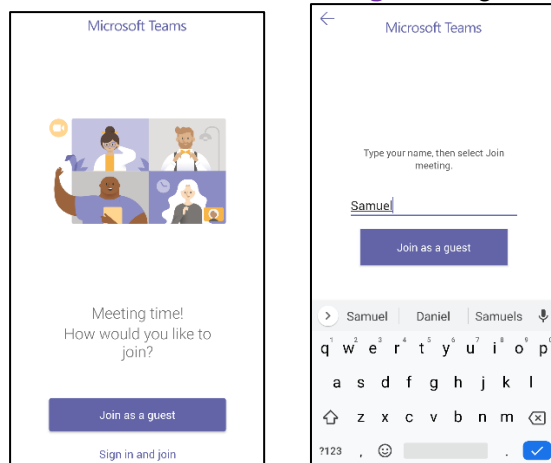
- You can access the meeting through the browser (Google Chrome or Edge only)
- For the best experience, please download the Teams app from the Play store:

https://play.google.com/store/apps/details?id=com.microsoft.teams&hl=en_GB

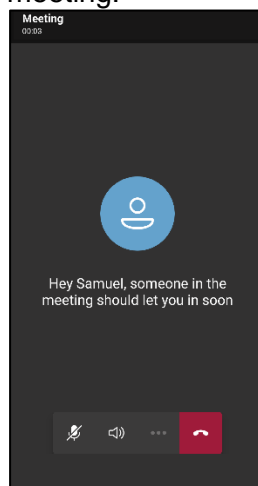
- You do not need to sign into the Teams app

2. Joining the lecture

- Click the link to join the meeting, and open this as per the instructions in section 1.
- If already logged to Teams, click **Join**. If you are not logged in or don't have a Teams account, click on '**Join as a guest**'. On the next screen, type your name, then click '**Join as a guest**' again.

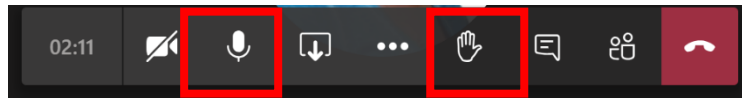


- If joining as a guest or with a non-Princethorpe account you will then be entered into the lobby. When the event is due to start you will be let into the meeting.

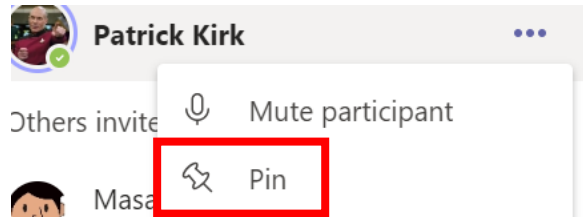


b) During the lecture


- You will be muted during the lecture to ensure there is no background noise.
- During the Q&A at the end you can ask a question either by posting this in the chat or using the 'raise your hand' icon. You will need to unmute yourself to be heard when you speak.



- c. You can pin Dr Veras to the screen (so you can always see him), from the '**participants pane**' on the right (you must have pressed '**show participants**' to see this)



c) Leaving the lecture

- a. You can leave the lecture by pressing the  button.